

The H-1B Visa Program and Its Impact on the U.S. Economy

Foreign workers fill a critical need in the U.S. labor market—particularly in the science, technology, engineering, and mathematics (STEM) fields. Every year, U.S. employers seeking highly skilled foreign professionals compete for the pool of H-1B visa numbers for which U.S. Citizenship and Immigration Services (USCIS) controls the allocation.¹ With a low statutory limit of visa numbers available, demand for H-1B visa numbers has outstripped the supply in recent years, and the cap has been reached before the year ends. Research

shows that H-1B workers complement U.S. workers, fill employment gaps in many STEM occupations, and expand job opportunities for all.

This fact sheet provides an overview of the H-1B visa category and petition process, addresses some of the myths perpetuated about the H-1B visa category, and highlights the key contributions H-1B workers make to the U.S. economy.



Overview

What is the H-1B Visa Category?

The H-1B is a temporary (nonimmigrant) visa category that allows employers to petition for highly educated foreign professionals to work in “specialty occupations” that require at least a bachelor’s degree or the equivalent.² Jobs in fields such as mathematics, engineering, technology, and medical sciences often qualify. Typically, the initial duration of an H-1B visa classification is three years, which may be extended for a maximum of six years.³

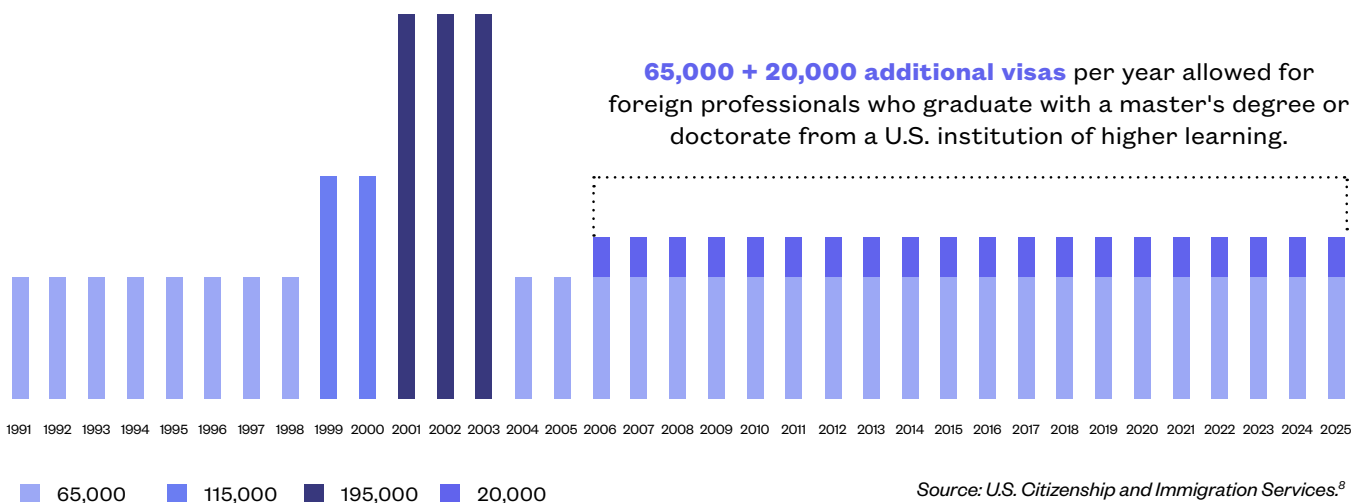
Typically, the initial duration of an H-1B visa classification is three years, which may be extended for a maximum of six years.

Before an employer can file a petition with USCIS, the employer must take steps to ensure that hiring the foreign worker will not harm U.S. workers.

- Employers first must attest, on a labor condition application (LCA) certified by the Department of Labor (DOL), that employment of the H-1B worker will not adversely affect the wages and working conditions of similarly employed U.S. workers.⁴
- Employers must also provide existing workers with notice of their intention to hire an H-1B worker.⁵

Since the category was created in 1990, Congress has limited the number of H-1Bs made available each year. The current annual statutory cap is 65,000 visas, with 20,000 additional visas for foreign professionals who graduate with a master’s degree or doctorate from a U.S. institution of higher learning (Figure 1).⁶ For Fiscal Year (FY) 2024, the cap was reached on December 13, 2023.⁷

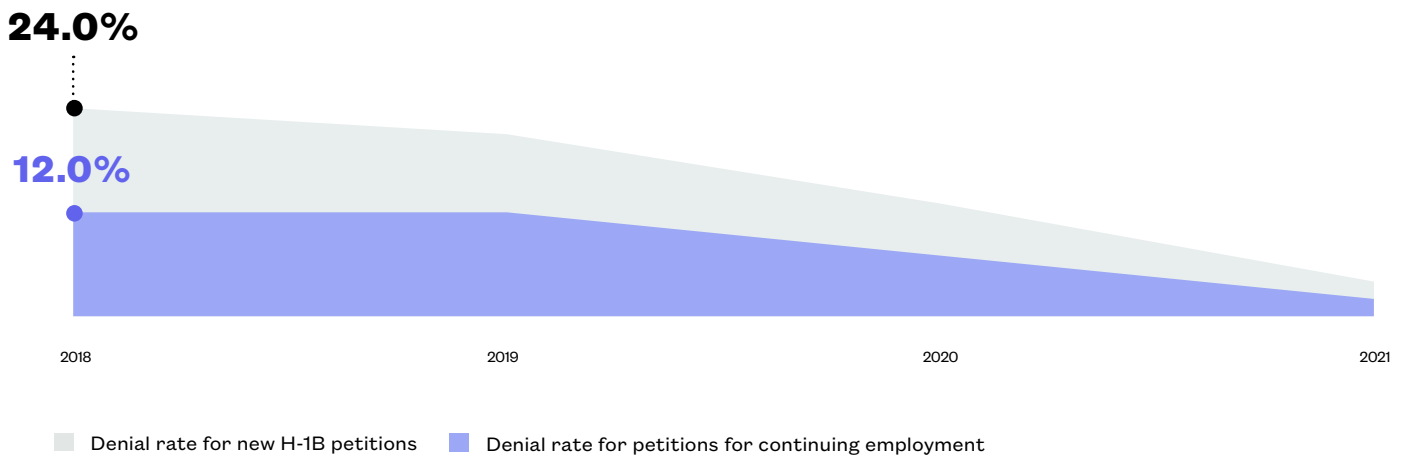
FIGURE 1: ANNUAL CAP ON H-1B VISAS, FY 1991-2025




During the Trump administration, USCIS initially denied a larger percentage of H-1B petitions than in the preceding four years. But with a growing number of these denials being overturned, the denial rates decreased substantially during the latter half of FY 2020. Denials of new H-1B petitions for initial employment rose from six percent in FY 2015 to a high of 24 percent in FY 2018 before dropping to 21 percent in FY 2019, 13 percent in

FY 2020, four percent in FY 2021, and only two percent in FY 2022 (the two lowest denial rates ever recorded).⁹ The denial rate for petitions for continuing employment was two percent in both FY 2022 and FY 2021, down from seven percent in FY 2020 and 12 percent in both FY 2018 and FY 2019.¹⁰

H-1B PETITION DENIAL RATE BY FISCAL YEAR



DENIALS OF NEW H-1B PETITIONS



SHARE OF SERVICE CENTER DENIALS OVERRULED BY THE USCIS ADMINISTRATIVE APPEALS OFFICE



H-1B Registration Process

Prior to 2020, employers were required to submit full H-1B petitions without knowing whether a visa number would be available, given that demand for visa numbers usually outstrips supply. In March 2020 (for FY 2021, beginning October 1, 2020), USCIS changed to a registration process for employers that occurs before a full petition is required.¹¹ The purpose of this new process was to reduce the burden on U.S. employers, and the agency, caused by requiring employers to submit complete H-1B petitions and supporting documentation prior to knowing whether a visa number would even be available. Each year, USCIS will announce the next registration period,¹² during which a U.S. employer must register electronically for each foreign national for whom the employer intends to file an H-1B petition.¹³

Before USCIS required registration, if the cap was hit during the first five business days of the fiscal year, the agency conducted a lottery to determine which employers' petitions for H-1B workers would be processed.¹⁴ From FY 2008 to FY 2020, the annual H-1B cap was reached within the first five business days on eight occasions.¹⁵

From FY 2008 to FY 2020, the annual H-1B cap was reached within the first five business days on eight occasions.

Under the registration process, the U.S. employer must pay a fee, which is increasing from \$10 to \$215 for each registration submitted beginning with registrations for FY 2026.¹⁶ The registration includes limited information about the U.S. employer and the foreign national, in contrast to the details USCIS requires when the U.S. employer submits a full H-1B petition.¹⁷ While USCIS has not placed any limit on the number of registrations a U.S. employer may file, the employer must attest that it intends to file an H-1B petition on the foreign national's behalf and cannot submit more than one registration per foreign national.¹⁸

Beginning with FY 2025, USCIS changed from an employer-based to a beneficiary-centric registration system.¹⁹ This change followed the agency's expression of "serious concerns" after the FY 2024 registration period about whether abuse of the system led to USCIS receiving more eligible multiple registrations (those filed on behalf of a noncitizen with more than one registration) than single registrations.²⁰ With a beneficiary-centric system, the agency expects to "structurally limit the potential for bad actors to game the system because working with others to submit multiple registrations for the same beneficiary will not increase" their selection odds.²¹


If USCIS receives more registrations than there are visa numbers available, the agency will run a lottery to determine who can file an H-1B petition.²² Under the beneficiary-centric system, USCIS will count the registrations "based on the number of unique beneficiaries registered" and count each beneficiary only once.²³ USCIS will select registrations for the 65,000 visa numbers first and then for the 20,000 master's exemption visa numbers.²⁴ The agency selects more registrations than there are visa numbers available based on its projections of how many employers will file petitions and receive USCIS approval. When notifying an employer electronically that its registration was selected, the agency does not inform the employer whether any other employers filed a registration on behalf of the same beneficiary.²⁵ Like the prior registration system, multiple employers with selected registrations for the same beneficiary may file H-1B petitions with USCIS.²⁶ USCIS will give the U.S. employers with valid registrations for the selected beneficiary at least 90 days to file their H-1B petition.²⁷ If not enough petitions are submitted to use the available visa numbers, USCIS has the option to make additional selections.²⁸

USCIS announced on April 1, 2024 that it had received enough registrations for FY 2025, and selected 114,017 beneficiaries, for whom USCIS then selected 120,603 registrations.²⁹ In August 2024, USCIS conducted a second selection to reach the 65,000 regular H-1B visa number limit: 13,607 more beneficiaries (from the initial registrations) for whom USCIS selected 14,534 registrations.³⁰ USCIS “saw a significant decrease in the total number of registrations submitted compared with FY 2024,” including a decrease in the number submitted on behalf of the same beneficiary.³¹ The number of unique beneficiaries and unique employers for FY 2025 was comparable to FY 2024.³² But the number of eligible registrations was “down dramatically:” a 38.6 percent reduction, from 758,994 in FY 2024 to 470,342 in FY 2025.³³ USCIS also reported an average 1.06 registrations per beneficiary for FY 2025 as compared with 1.70 for FY 2024.³⁴ USCIS concluded that its initial data “indicates that there were far fewer attempts to gain an unfair advantage than in prior years” which USCIS attributed “in large measure” to its implementation of the beneficiary-centric selection process.³⁵ For FY 2024, USCIS conducted a second selection on July 31, 2023 (from the eligible registrations not selected initially), for a total of 188,400.³⁶ For FY 2023, the agency received 483,927 registrations, decided 474,421 were eligible, and selected 127,600 registrations on March 29, 2022, which

was sufficient to meet the FY 2023 cap.³⁷ In contrast, for FY 2022, the agency received 308,613 registrations, decided 301,447 were eligible, but conducted three selections totaling 131,924 during 2021, because fewer selected employers than predicted actually submitted applications.³⁸

The number of H-1B visa holders admitted into the United States plummeted in 2020 as a result of travel and visa restrictions implemented by the Trump administration in response to the COVID-19 pandemic.³⁹ The Department of Homeland Security’s Office of Homeland Security Statistics reports that the number of H-1B recipients who were admitted into the country rose from 570,368 in FY 2018 to 601,594 in FY 2019 and then dropped to 368,440 in FY 2020.⁴⁰ The restrictions imposed by Trump on the recipients of nonimmigrant work visas such as the H-1B expired in March 2021 and were not renewed by the Biden administration.⁴¹ However, admissions in H-1B status continued to drop to a low of 148,603 in FY 2021, due in large part to the continuing impact of the COVID-19 pandemic.⁴² For FY 2022, the number of H-1B admissions increased to 410,195.⁴³ For FY 2023, the Office of Homeland Security Statistics reports that 755,020 people were admitted to the United States in H-1B status.⁴⁴

NUMBER OF H-1B RECIPIENTS WHO WERE ADMITTED BY FISCAL YEAR



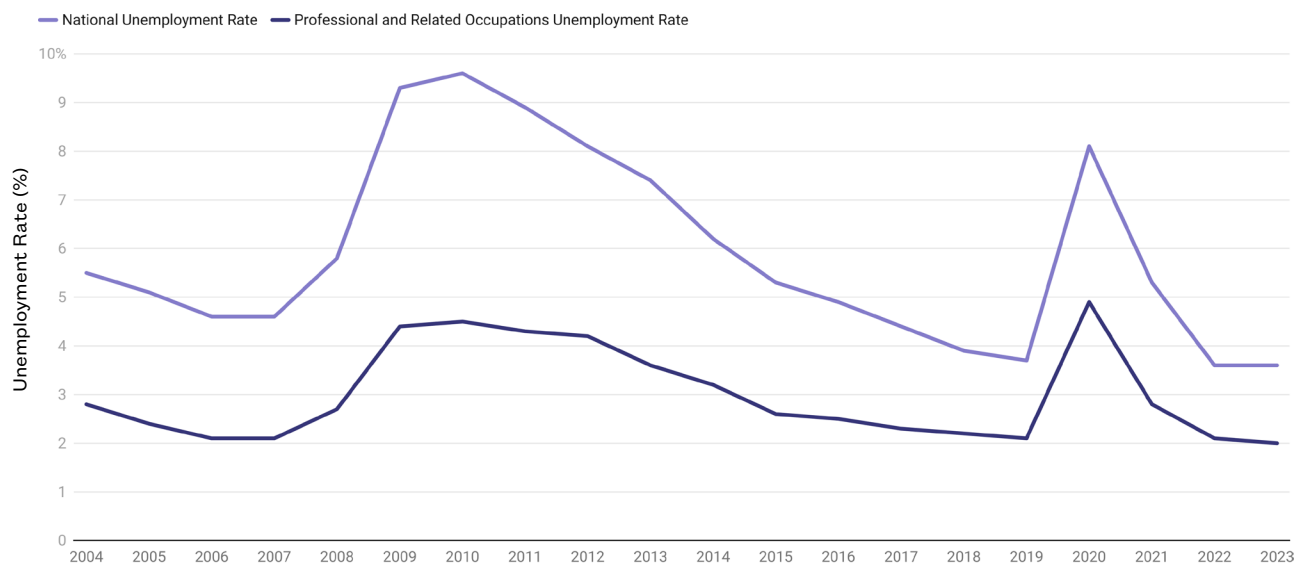
The Impact of H-1B Workers on the U.S. Economy

According to many economists, the presence of immigrant workers in the United States creates new job opportunities for native-born workers.⁴⁵ This occurs in five ways. First, immigrant workers and native-born workers often have different skill sets, meaning that they fill different types of jobs. As a result, they complement each other in the labor market rather than competing for the exact same jobs. Second, immigrant workers spend and invest their wages in the U.S. economy, which increases consumer demand and creates new jobs. Third, businesses respond to the presence of immigrant workers and consumers by expanding their operations in the United States rather than searching for new opportunities overseas. Fourth, immigrants themselves frequently create new businesses, thereby expanding the U.S.

labor market. And fifth, the new ideas and innovations developed by immigrants fuel economic growth.⁴⁶

The economic contributions of H-1B workers in particular may increase the employment opportunities available to native-born workers in the United States. That is why unemployment rates are relatively low in occupations that employ large numbers of H-1B workers. Many occupations for which H-1Bs are routinely requested are found within the broader category of Professional and Related Occupations. Low unemployment rates in these occupations from 2004 through 2023 (even during the COVID-19 pandemic) indicate that demand for labor exceeded the supply (see Figure 2).⁴⁷

FIGURE 2: UNEMPLOYMENT RATE IN THE UNITED STATES, 2004-2023



Source: Bureau of Labor Statistics and Current Population Survey.⁴⁸

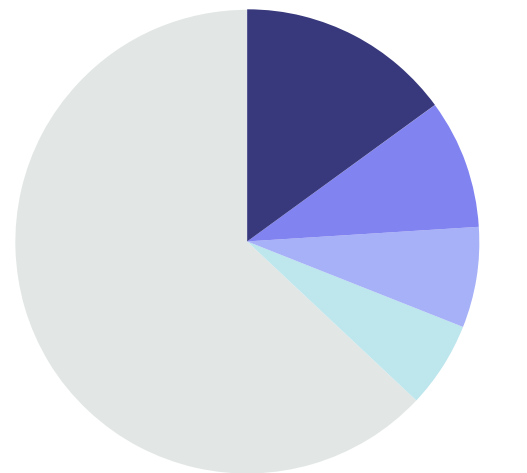
Similarly, a recent study found that, between 2005 and 2018, an increase in the share of workers within a particular occupation who were H-1B visa holders was associated with a *decrease* in the unemployment rate within that occupation.⁴⁹ Another recent study found that restrictions on H-1B visas (such as rising denial rates) motivate U.S.-based multinational corporations to *decrease* the number of jobs they offer in this country. Instead, the corporations increase employment at their existing foreign affiliates or open new foreign affiliates—particularly in India, China, and Canada.⁵⁰ A study conducted in 2019 revealed that higher rates of successful H-1B applications were positively correlated with an increased number of patents filed and patent citations. Moreover, such startups were more inclined to secure venture capital funding and achieve successful IPOs or acquisitions.⁵¹

The available data also indicate that H-1B workers do not earn low wages or drag down the wages of other workers. In 2021, the median wage of an H-1B worker was \$108,000, compared to \$45,760 for U.S. workers in general. Moreover, between 2003 and 2021, the median wage of H-1B workers grew by 52 percent. During the same period, the median wage of all U.S. workers increased by 39 percent.⁵² In FY 2019, 78 percent of all employers who hired H-1B workers offered wages to H-1B visa holders that were higher than what the Department of Labor had determined to be the “prevailing wage” for a particular kind of job.⁵³

The economic benefits of the H-1B visa program are felt in communities all across the United States. For instance, from FY 2017 to FY 2022, the largest numbers of H-1B petitioners were based in the New York City metropolitan area (372,100 H-1B visa petition approvals, or 15.2 percent of all H-1B visa petition approvals in the country); followed by San Jose, California (215,700); San Francisco (165,000); and Dallas (150,200).⁵⁴ The COVID-19 pandemic served as a reminder that the skills which H-1B workers bring with them can be critical

in responding to national emergencies. For instance, between FY 2010 and FY 2019, eight U.S. companies that would later participate in the development of a COVID-19 vaccine—Gilead Sciences, Moderna Therapeutics, GlaxoSmithKline, Inovio, Johnson & Johnson Pharmaceuticals, Regeneron, Vir Therapeutics, and Sanofi—received approvals for 3,310 biochemists, biophysicists, chemists, and other scientists through the H-1B program.⁵⁵ In addition, many medical doctors on the front lines of the pandemic are present in the United States on H-1B visas.⁵⁶

LARGEST NUMBER OF H-1B RECIPIENTS BY CITY, 2010 - 2016



■ NEW YORK CITY	372,100
■ SAN JOSE	215,700
■ SAN FRANCISCO	165,000
■ DALLAS	150,200

ENDNOTES

- 1** A U.S. employer may file an H-1B petition at any time without being subject to the numerical limitations if it is within certain “cap exempt” categories, such as an “institution of higher education” or if the employer is petitioning for an H-1B worker who has already been counted against the numerical limitations within six years of the agency’s approval of the petition the employer files. See 8 U.S.C. §§ 1184(g)(5)(A)-(B), 1184(g)(7).
- 2** U.S. Citizenship and Immigration Services, “H-1B Specialty Occupations, DOD Cooperative Research and Development Project Workers and Fashion Models,” last reviewed/updated March 25, 2024, <https://www.uscis.gov/working-united-states/temporary-workers/h-1b-specialty-occupations-dod-cooperative-research-and-development-project-workers-and-fashion-models>.
- 3** See 8 U.S.C. § 1184(g)(4); 8 C.F.R. §§ 214.2(h)(9)(iii)(A)(1), (h)(13)(iii)(A). Certain H-1B workers who face delays in the green card process are eligible for extensions beyond the six-year maximum. See 8 C.F.R. § 214.2(h)(13)(iii)(D).
- 4** See 8 U.S.C. § 1182(n); 20 C.F.R. §§ 655.730(c)(2), 655.730(d).
- 5** See 20 C.F.R. § 655.734.
- 6** 8 U.S.C. §§ 1184(g)(1)(A)(vii) & (g)(5)(C). The advanced degree must be earned from a U.S. “institution of higher education,” as defined in 20 U.S.C. § 1001(a).
- 7** U.S. Citizenship and Immigration Services, “USCIS Reaches Fiscal Year 2024 H-1B Cap,” December 13, 2023, <https://www.uscis.gov/newsroom/alerts/uscis-reaches-fiscal-year-2024-h-1b-cap>.
- 8** For FY 1991 to FY 1998 the limit was 65,000, see 8 U.S.C. § 1184(g)(1)(A)(i); for FY 1999 and FY 2000 the limit was 115,000, see 8 U.S.C. § 1184(g)(1)(A)(ii)-(iii); for FY 2001 to FY 2003 the limit was 195,000, see 8 U.S.C. § 1184(g)(1)(A)(iv)-(vi); for FY 2004 and later the limit is 65,000, see 8 U.S.C. § 1184(g)(1)(A)(vii); for FY 2006 and later, there are an additional 20,000 visas available for foreign professionals who graduate with a master’s degree or doctorate from a U.S. university, see 8 U.S.C. § 1184(g)(5)(C).
- 9** National Foundation for American Policy, *H-1B Petitions and Denial Rates in FY 2022*, February 2023, 1-2, <https://nfap.com/wp-content/uploads/2023/02/H-1B-Petitions-and-Denial-Rates-in-FY-2022.NFAP-Policy-Brief-February-2023.pdf>.
- 10** *Ibid.*, 6.
- 11** See Registration Requirement for Petitioners Seeking to File H-1B Petitions on Behalf of Cap-Subject Aliens, 85 Fed. Reg. 1176, 1176 (January 9, 2020). See also Registration Requirement for Petitioners Seeking to File H-1B Petitions on Behalf of Cap-Subject Aliens, 84 Fed. Reg. 888, 888 (January 31, 2019).
- 12** USCIS will announce the registration period on its website at least 30 days in advance. 8 C.F.R. § 214.2(h)(8)(iii)(A)(3). USCIS must start the registration period at least 14 calendar days before the date on which H-1B petitions may be filed for the particular fiscal year and accept registrations for at least 14 calendar days. *Id.*
- 13** 8 C.F.R. § 214.2(h)(8)(iii)(A)(1)-(2).
- 14** See 8 C.F.R. § 214.2(h)(8)(ii)(B) (2018).

ENDNOTES (CONTINUED)

- 15** USCIS, “USCIS Reaches FY 2008 H-1B Cap,” April 3, 2007, available at <https://www.aila.org/library/uscis-announces-h-1b-cap-reached>; USCIS, “USCIS Reaches FY 2009 H-1B Cap,” April 8, 2008, <https://www.aila.org/infonet/uscis-announces-fy2009-h-1b-caps-reached>; USCIS, “USCIS Reaches FY 2010 H-1B Cap,” December 22, 2009, <https://www.aila.org/infonet/uscis-reaches-fy-2010-h-1b-cap>; USCIS, “USCIS Reaches FY 2011 H-1B Cap,” January 27, 2011, <https://www.uscis.gov/archive/uscis-reaches-fy-2011-h-1b-cap>; USCIS, “USCIS Reaches Fiscal Year 2012 H-1B Cap,” November 23, 2011, <https://www.uscis.gov/archive/uscis-reaches-fiscal-year-2012-h-1b-cap>; USCIS, “USCIS Reaches Fiscal Year 2013 H-1B Cap,” June 12, 2012, <https://www.uscis.gov/archive/uscis-reaches-fiscal-year-2013-h-1b-cap>; USCIS, “USCIS Reaches FY 2014 H-1B Cap,” April 5, 2013, <https://www.uscis.gov/archive/uscis-reaches-fy-2014-h-1b-cap-0>; USCIS, “USCIS Reaches FY 2015 H-1B Cap,” April 7, 2014, <https://www.uscis.gov/archive/uscis-reaches-fy-2015-h-1b-cap>; USCIS, “USCIS Reaches FY 2016 H-1B Cap,” April 7, 2015, <https://www.uscis.gov/archive/uscis-reaches-fy-2016-h-1b-cap>; USCIS, “USCIS Reaches FY 2017 H-1B Cap,” April 7, 2016, <https://www.uscis.gov/archive/uscis-reaches-fy-2017-h-1b-cap>; USCIS, “USCIS Reaches FY 2018 H-1B Cap,” April 7, 2017, <https://www.uscis.gov/archive/uscis-reaches-fy-2018-h-1b-cap>; USCIS, “USCIS Reaches FY 2019 H-1B Cap,” April 6, 2018, <https://www.uscis.gov/archive/uscis-reaches-fy-2019-h-1b-cap>; USCIS, “USCIS Reaches FY 2020 H-1B Regular Cap,” April 5, 2019, <https://www.uscis.gov/archive/uscis-reaches-fy-2020-h-1b-regular-cap>; USCIS, “USCIS Completes the H-1B Cap Random Selection Process for FY 2020 and Reaches the Advanced Degree Exemption Cap,” April 11, 2019, <https://www.uscis.gov/archive/uscis-completes-the-h-1b-cap-random-selection-process-for-fy-2020-and-reaches-the-advanced-degree>.
- 16** USCIS, “U.S. Citizenship and Immigration Services Fee Schedule and Changes to Other Immigration Benefit Request Requirements,” 89 Fed. Reg. 6194, 6204 (January 31, 2024).
- 17** Compare “USCIS H-1B Online Registration for Registrants,” slides 13-19 (February 6, 2020), https://www.uscis.gov/sites/default/files/document/presentations/Overview_of_the_H-1B_Electronic_Registration_Process_-_A_Webinar_for_Registrants.pdf with Form I-129, Petition for a Nonimmigrant Worker, <https://www.uscis.gov/i-129>. Beginning with the FY 2025 registration, USCIS also requires valid passport or other travel document information, with limited exceptions. 8 C.F.R. § 214.2(h)(8)(iii)(A)(4)(ii); H-1B Electronic Registration Frequently Asked Questions (H-1B FAQs), Q: Are there any changes to the H-1B electronic registration form for FY 2025?, <https://www.uscis.gov/working-in-the-united-states/temporary-workers/h-1b-specialty-occupations-and-fashion-models/h-1b-electronic-registration-process> (last updated August 5, 2024). USCIS also requires that the passport/travel document information included in the H-1B petition match the registration but may accept an explanation for any difference (such as a replacement for a lost or expired document). 8 C.F.R. § 214.2(h)(8)(iii)(D)(1).
- 18** 8 C.F.R. § 214.2(h)(8)(iii)(A)(1) (citing 8 C.F.R. § 103.2(a)(1) (“Every ... benefit request must be submitted ... and executed in accordance with the form instructions . . .”); 84 Fed. Reg. at 906 and “USCIS H-1B Online Registration for Registrants,” slide 26 (February 6, 2020), https://www.uscis.gov/sites/default/files/document/presentations/Overview_of_the_H-1B_Electronic_Registration_Process_-_A_Webinar_for_Registrants.pdf (attestation); 8 C.F.R. § 214.2(h)(8)(iii)(A)(2) (one registration per beneficiary).
- 19** USCIS/DHS, “Improving the H-1B Registration Selection Process and Program Integrity,” 89 Fed. Reg. 7456, 7456 (February 2, 2024).
- 20** USCIS received 408,891 multiple registrations compared with 350,103 single registrations. U.S. Citizenship and Immigration Services, “H-1B Electronic Registration Process, FY 2025 H-1B Cap Registration Process Update,” last updated on April 29, 2024, <https://www.uscis.gov/working-in-the-united-states/temporary-workers/h-1b-specialty-occupations-and-fashion-models/h-1b-electronic-registration-process>.
- 21** USCIS/DHS, “Improving the H-1B Registration Selection Process and Program Integrity,” 89 Fed. Reg. 7456, 7461 (February 2, 2024).

ENDNOTES (CONTINUED)

- 22** 8 C.F.R. §§ 214.2(h)(8)(iii)(A)(5)(ii), (iii)(A)(6)(ii). When USCIS decides it has received enough registrations, it will “notify the public of the final registration date” and then run the lottery. *Id.* If at the end of the announced registration period, USCIS receives fewer registrations than needed, it will notify all U.S. employers with registrations that meet the agency’s requirements (i.e., “properly submitted”) that the agency selected their registrations. 8 C.F.R. §§ 214.2(h)(8)(iii)(A)(5)(i), (iii)(A)(6)(i). USCIS will keep the registration period open, will monitor additional registrations, and if it receives sufficient registrations, announce another final registration date (which could be earlier than the announcement date). *Id.* If necessary, USCIS will hold another lottery of the registrations “properly submitted” on the final registration date. *Id.*
- 23** 8 C.F.R. § 214.2(h)(8)(iii)(A)(4), (iii)(A)(4)(i).
- 24** 8 C.F.R. §§ 214.2(h)(8)(iii)(A)(5)(ii), (iii)(A)(6)(ii).
- 25** 8 C.F.R. § 214.2(h)(8)(iii)(A)(4).
- 26** USCIS/DHS, “Improving the H-1B Registration Selection Process and Program Integrity,” 89 Fed. Reg. 7456, 7468 (February 2, 2024).
- 27** 8 C.F.R. § 214.2(h)(8)(iii)(D)(3). For petitions subject to the numerical limitations, the U.S. employer may file for an H-1B worker only if USCIS selected the registration for that worker and only within the filing period USCIS specifies in the selection notice. 8 C.F.R. §§ 214.2(h)(8)(iii)(A)(1), (iii)(D)(1), (iii)(D)(3).
- 28** USCIS will keep the other registrations in “reserve” for the remainder of the fiscal year and may select additional registrations as needed to allocate all of the H-1B visa numbers. 8 C.F.R. § 214.2(h)(8)(iii)(A)(7). If USCIS selects all of the “reserve” registrations but has not used all of the H-1B visa numbers allocated, the agency will announce on its website a reopened registration period. *Id.* USCIS will monitor the new registrations, and if it receives sufficient registrations, announce another final registration date (which could be earlier than the announcement date). *Id.* If necessary, USCIS will hold another lottery of the registrations “properly submitted” on the final registration date. *Id.*
- 29** USCIS, “H-1B Electronic Registration Process, FY 2025 H-1B Cap Registration Process Update,” last reviewed/updated August 5, 2024, <https://www.uscis.gov/working-in-the-united-states/temporary-workers/h-1b-specialty-occupations/h-1b-electronic-registration-process>.
- 30** *Ibid.*
- 31** *Ibid.* USCIS received only 47,314 eligible multiple registrations (different employers submitting a registration for the same beneficiary) compared to 423,028 eligible single registrations.
- 32** *Ibid.* The number of unique beneficiaries was approximately 442,000 for FY 2025, compared to approximately 446,000 for FY 2024. The number of unique employers was approximately 52,700 for FY 2025, compared to approximately 52,000 for FY 2024.
- 33** *Ibid.* Ineligible registrations included duplicates, registrations that prospective employers withdrew before the registration period closed, and registrations for which USCIS could not collect the registration fee (“failed payments”).
- 34** *Ibid.*
- 35** USCIS, “H-1B Electronic Registration Process, Measures to Combat Fraud in the Registration Process,” last reviewed/updated August 12, 2024, <https://www.uscis.gov/working-in-the-united-states/temporary-workers/h-1b-specialty-occupations/h-1b-electronic-registration-process>.
- 36** USCIS, “H-1B Electronic Registration Process, FY 2025 H-1B Cap Registration Process Update,” last reviewed/updated August 5, 2024, <https://www.uscis.gov/working-in-the-united-states/temporary-workers/h-1b-specialty-occupations/h-1b-electronic-registration-process>; USCIS, “Second Random Selection from Previously Submitted Registrations Complete for FY 2024 H-1B Cap,” last reviewed/updated July 31, 2023, <https://www.uscis.gov/newsroom/alerts/second-random-selection-from-previously-submitted-registrations-complete-for-fy-2024-h-1b-cap>.

ENDNOTES (CONTINUED)

- 37** USCIS, “H-1B Electronic Registration Process, FY 2025 H-1B Cap Registration Process Update,” last reviewed/updated August 5, 2024, <https://www.uscis.gov/working-in-the-united-states/temporary-workers/h-1b-specialty-occupations-and-fashion-models/h-1b-electronic-registration-process>; USCIS, “H-1B Initial Electronic Registration Selection Process Completed,” March 29, 2022, <https://www.uscis.gov/newsroom/alerts/fy-2023-h-1b-cap-season-updates>.
- 38** USCIS, “H-1B Electronic Registration Process, FY 2025 H-1B Cap Registration Process Update,” last reviewed/updated August 5, 2024, <https://www.uscis.gov/working-in-the-united-states/temporary-workers/h-1b-specialty-occupations-and-fashion-models/h-1b-electronic-registration-process>; “USCIS Conducts Third Random Selection from Previously Submitted FY 2022 H-1B Cap Registrations,” November 19, 2021, <https://www.uscis.gov/newsroom/alerts/uscis-conducts-third-random-selection-from-previously-submitted-fy-2022-h-1b-cap-registrations>.
- 39** See Jorge Loweree and Aaron Reichlin-Melnick, *The Impact of COVID-19 on Noncitizens and Across the U.S. Immigration System* (Washington, DC: American Immigration Council, September 30, 2020), <https://www.americanimmigrationcouncil.org/research/impact-covid-19-us-immigration-system>.
- 40** Office of Homeland Security Statistics (OHSS), U.S. Department of Homeland Security (USDHS), *Legal Immigration and Adjustment of Status Report Data Tables: FY 2018 (Quarterly)*, Table 4B, *Nonimmigrant Admissions By Class of Admission: Fiscal Year 2018*, date posted Nov. 13, 2021, <https://ohss.dhs.gov/topics/immigration/adjustment-status-report>; OHSS, USDHS, *Legal Immigration and Adjustment of Status Report Data Tables: FY 2019 (Quarterly)*, Table 4B, *Nonimmigrant Admissions By Class of Admission: Fiscal Year 2019*, date posted Nov. 13, 2021, <https://ohss.dhs.gov/topics/immigration/adjustment-status-report>; OHSS, USDHS, *Legal Immigration and Adjustment of Status Report Data Tables: FY 2020 (Quarterly)*, Table 4B, *Nonimmigrant Admissions By Class of Admission: Fiscal Year 2020*, date posted Nov. 13, 2021, <https://ohss.dhs.gov/topics/immigration/adjustment-status-report>.
- 41** Michelle Hackman, “Biden Administration to Allow Work-Visa Ban to Expire,” *Wall Street Journal*, March 31, 2021, <https://www.wsj.com/articles/biden-administration-to-allow-work-visa-ban-to-expire-11617204628>.
- 42** Office of Homeland Security Statistics, U.S. Department of Homeland Security, *Legal Immigration and Adjustment of Status Report Tables FY 2021, Q4, Final D’ed Version*, Table 4B, *Nonimmigrant Admissions by Class of Admission: Fiscal Year 2021*, date posted March 25, 2022, <https://ohss.dhs.gov/topics/immigration/adjustment-status-report>.
- 43** Office of Homeland Security Statistics, U.S. Department of Homeland Security, *Legal Immigration and Adjustment of Status Report Tables FY 2022, Q4, Final D’ed Version*, Table 4B, *Nonimmigrant Admissions by Class of Admission: Fiscal Year 2022*, date posted July 8, 2022, <https://ohss.dhs.gov/topics/immigration/adjustment-status-report>.
- 44** Office of Homeland Security Statistics, U.S. Department of Homeland Security, *Legal Immigration and Adjustment of Status Report Table FY 2023 Q4*, Table 4B, *Nonimmigrant Admissions By Class of Admission: Fiscal Year 2023*, date posted May 7, 2024, <https://ohss.dhs.gov/topics/immigration/adjustment-status-report>.
- 45** For a review of relevant economic analyses, see Zsoka Koczan, et al., “The Impact of International Migration on Inclusive Growth: A Review,” IMF Working Paper WP/21/88 (International Monetary Fund, March 2021), 10-13, <https://www.elibrary.imf.org/downloadpdf/journals/001/2021/088/001.2021.issue-088-en.pdf>.
- 46** Ibid.
- 47** Bureau of Labor Statistics, Labor Force Statistics from the Current Population Survey, <https://www.bls.gov/webapps/legacy/cpsatab13.htm>. Data represent the annual unemployment rate for each year.
- 48** Ibid.
- 49** Madeline Zavodny, “The Impact of H-1B Visa Holders on the U.S. Workforce” (Arlington, VA: National Foundation for American Policy, May 2020), <https://nfap.com/wp-content/uploads/2020/05/The-Impact-of-H-1B-Visa-Holders-on-the-U.S.-Workforce.NFAP-Policy-Brief-May-2020.pdf>.

ENDNOTES (CONTINUED)

- 50** Britta Glennon, *How Do Restrictions on High-Skilled Immigration Affect Offshoring? Evidence from the H-1B Program* (Philadelphia, PA: University of Pennsylvania, February 2020), 30, https://www.dropbox.com/s/tp4okwocw2pajw5/BGlennon_JMP%20Draft.pdf?dl=0.
- 51** Stephen G. Dimmock et al., “Give me your tired, your poor, your high-skilled labor: H-1B lottery outcomes and entrepreneurial success,” National Bureau of Economic Research Working Paper 26392 (October 2019), <http://www.nber.org/papers/w26392>.
- 52** David J. Bier, “H-1B Wages Surge to the Top 10% of All Wages in the US,” *Cato at Liberty* (Washington, DC: Cato Institute, April 7, 2022), <https://www.cato.org/blog/h-1b-wages-surge-top-10-all-wages-us>.
- 53** David J. Bier, “100% of H-1B Employers Offer Average Market Wages—78% Offer More,” *Cato at Liberty* (Washington, DC: Cato Institute, May 18, 2020), <https://www.cato.org/blog/100-h-1b-employers-offer-average-market-wages-78-offer-more>.
- 54** The primary data source for this analysis is the USCIS H-1B Employer Data Hub files, which provide comprehensive information about H-1B visa applications and approvals. The dataset includes various attributes such as petitioner city, ZIP codes, approval status, and other relevant details. The ZIP code field was identified as the key attribute for aggregating H-1B approvals by geographic regions, and the ZIP codes were converted to Metropolitan Statistical Areas (MSAs). MSAs provide a standardized way to define and analyze regional data across different cities and ZIP codes. The petitioner city was used as the ZIP code field since the workplace information was not included in the online USCIS data for H-1B. USCIS, H-1B Employer Data Hub Files, <https://www.uscis.gov/tools/reports-and-studies/h-1b-employer-data-hub/h-1b-employer-data-hub-files>.
- 55** David J. Bier, “Skilled Immigrants Searching for Coronavirus Cures at U.S. Companies,” *Cato at Liberty* (Washington, DC: Cato Institute, March 12, 2020), <https://www.cato.org/blog/skilled-immigrants-searching-coronavirus-cures-us-companies>.
- 56** Benji K. Mathews and Manpreet Malik, “Immigrant Physicians Fill a Critical Need in COVID-19 Response,” *Journal of Hospital Medicine*, vol. 15, no. 8, July 22, 2020, <https://www.journalofhospitalmedicine.com/jhospmed/article/225380/hospital-medicine/immigrant-physicians-fill-critical-need-covid-19-response>.